

Split Cast

Ref. : QM-2000



2 Vis

2 screws – 2 tornillos – 2 schrauben

2 aimants

2 magnets – 2 imanes – 2 magnete

2 plaques Split cast

2 Split Cast plates - 2 placas Split Cast – 2 Split Cast

2 disques de rétention

2 retention disks - 2 discos de retención - 2 retentionsscheiben

1

Retirer l'écrou de la vis

Remove the nut of the screw

Retire la tuerca del tornillo

Die mutter der schraube entfernen




2

Fixer les vis sur l'articulateur

Fixe the screws on articulator

Apriete los tornillos para el articulador

Die schrauben in den artikulator fixieren



3




Fixer les aimants sur l'articulateur

Fixe the magnets on articulator

Fijar los imanes al articulador

Die magnete in den artikulator fixieren





Ref. : QM-2010

Ref. : QM-2020



Plaques avec disques de retention
Split Cast plates with retention disks
Placas Split Cast con discos de retención
Split cast platen und retentionsscheiben

Disques de retention
Retention disks
Discos de retención
Retentionsscheiben

X 24

X 50